



2015 Demographic and Health Survey

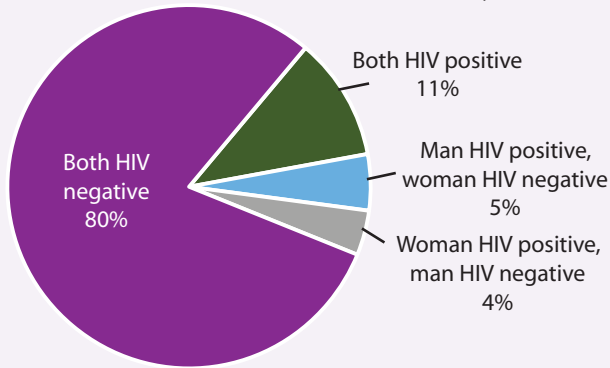
HIV Fact Sheet



Zimbabwe

HIV Prevalence among Couples

Percent distribution of couples living in the same household, both of whom were tested for HIV, by HIV status



For additional information on the results of the 2015 Zimbabwe DHS, please contact:

In Zimbabwe:

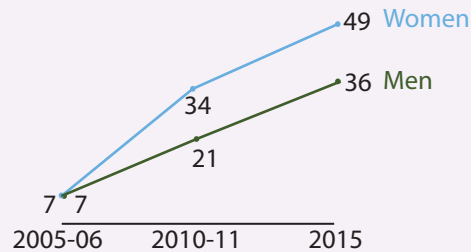
Zimbabwe National Statistics Agency (ZIMSTAT)
P.O. Box CY 342, Causeway,
Harare, Zimbabwe;
Telephone: +263-4-793-971/2 and 794-757;
Fax: +263-4-728-529 and 708-854;
E-mail: dg@zimstat.co.zw.

In USA:

The DHS Program
530 Gaither Road, Suite 500
Rockville, MD 20850 USA
Telephone: +1-301-407-6500; Fax: +1-301-407-6501
Email: info@DHSprogram.com
www.DHSprogram.com

Trends in Recent HIV Testing

Percent of women and men age 15-49 who have been tested for HIV in the year before the survey and received the results of the test



The 2015 Zimbabwe Demographic and Health Survey (2015 ZDHS) was implemented by the Zimbabwe National Statistics Agency from July through December 2015. The HIV testing component was implemented by the National Microbiology Reference Laboratory (NMRL). The funding for the ZDHS was provided by the Government of Zimbabwe, the United States Agency for International Development (USAID), the United Nations Population Fund (UNFPA), the United Nations Development Programme (UNDP), the United Nations Children’s Fund (UNICEF), the United Kingdom Department for International Development (UKaid), the Royal Danish Embassy, the Australian Agency for International Development (AusAID), the European Union (EU), the Swedish International Development Cooperation (SIDA), and Irish Aid. ICF International provided technical assistance through The DHS Program, a USAID-funded project providing support and technical assistance in the implementation of population and health surveys in countries worldwide.

Response Rates and methodology: HIV prevalence data were obtained from blood samples voluntarily provided by women and men interviewed in the 2015 ZDHS, as well as children for whom parental consent was obtained. The 2015 ZDHS tested over 9,000 women age 15-49, over 7,400 men age 15-54, and more than 15,300 children age 0-14 years. This corresponds to a response rate of 88% for women, 81% for men, and 86% for children.

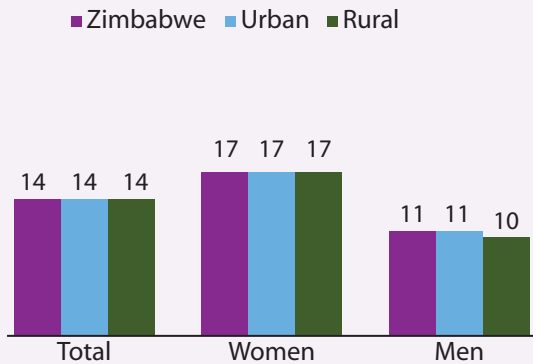


HIV Prevalence in the 2015 Zimbabwe Demographic and Health Survey

The 2015 Zimbabwe Demographic and Health Survey (ZDHS) included HIV testing of females age 0-49 and males age 0-54.

HIV Prevalence by Residence

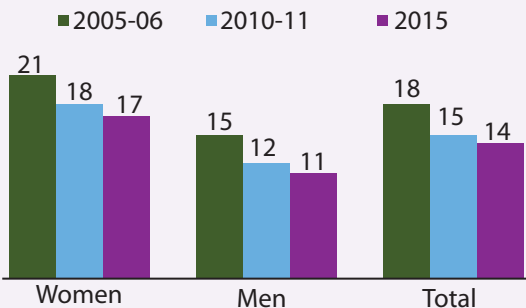
Percent of women and men age 15-49 who are HIV positive



Overall, 14% of Zimbabweans are HIV positive. HIV prevalence is the same in urban and rural areas, but is higher among women (17%) than men (11%).

Trends in HIV Prevalence

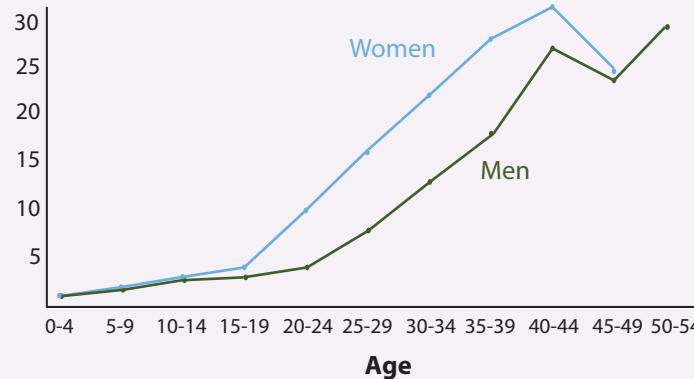
Percent of women and men age 15-49 who are HIV positive



HIV prevalence has decreased among both women and men since the 2005-06 ZDHS.

HIV Prevalence by Age

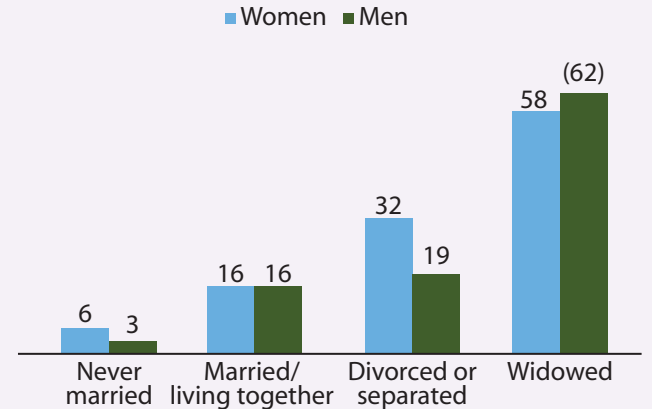
Percent HIV positive



HIV prevalence generally increases with age. Among women, peak HIV prevalence occurs at age 40-44, while among men, prevalence is highest at age 50-54.

HIV Prevalence by Marital Status

Percent of women and men age 15-49 who are HIV positive

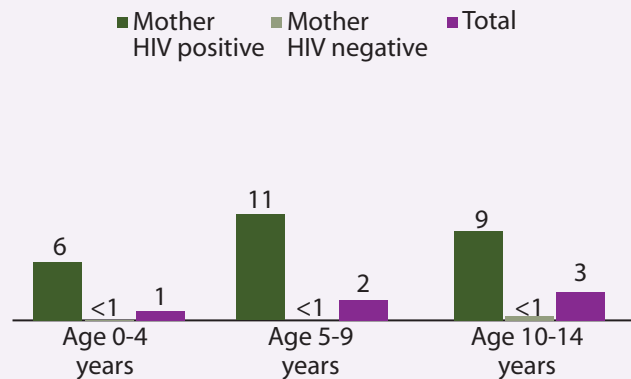


Figures in parentheses are based on 25-49 unweighted cases

HIV prevalence is highest among those who are widowed or divorced and lowest among those who have never been married.

HIV Prevalence among Children by Mother's HIV Status

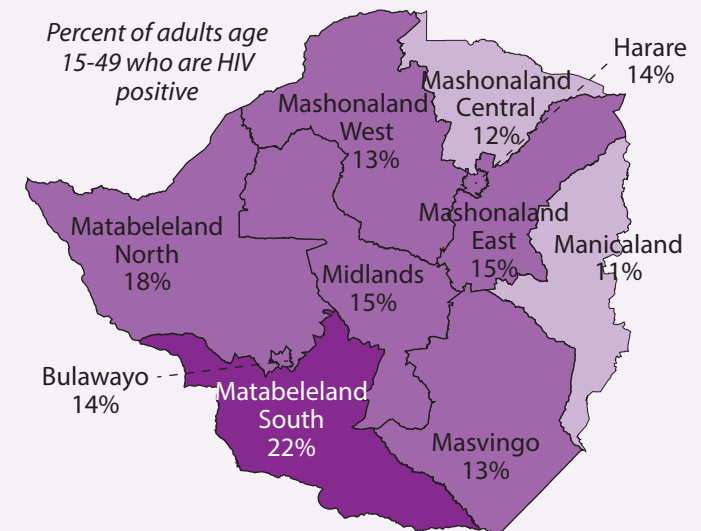
Percent of children who are HIV positive



Overall, 2% of children age 0-14 years are HIV positive. In all childhood age groups, HIV prevalence is much higher among children whose mothers are HIV positive.

HIV Prevalence by Province

Percent of adults age 15-49 who are HIV positive



HIV prevalence ranges from 11% in Manicaland to 22% in Matabeleland South.